

**TELANGANA SOCIAL WELFARE ARMED FORCES PREPARATORY
DEGREE COLLEGE FOR WOMEN, BHONGIR-508126**

(Affiliated to Mahathma Gandhi University, Nalgonda)

6.2.2: Implementation of e-governance in areas of operations:

SCREENSHOTS OF USER INTERFACES

1. Administration





Telangana Social Welfare Residential Educational Institutions Society (TSWREIS)



Welcome

TGSWREIS Login

User Name

Password

[Login](#) [ForgotPassword](#)

Welcome

Telangana Social Welfare Residential Educational Institutions Society (TSWREIS) is running 268 residential educational institutions (from 5th standard to Undergraduate level) in the state of Telangana under the Ministry of Scheduled Caste Development, Government of Telangana. The Society has been working with the noble aim of providing quality education to the needy and deprived children on par with the other advantaged children. The TSWREIS has been catering to the dire educational needs of the marginalized children especially Scheduled Caste (SC) children hailing from the remote rural areas of Telangana. Over the last three decades the Society has been cruising along the path of glory, and this depth finds reflection in the way the Society is excelling in academics, sports, mountaineering, communication skills, etc Apart from providing quality education to the children, the Society is making determined efforts to create an environment that builds their confidence levels, leadership and communication skills to meet the challenges of the 21st century. The TSWREIS hitherto part of the erstwhile APSWREI Society, emerged as an independent entity in the month of June, 2014.

Vision

The vision is to build an outstanding government educational institution which provides high quality holistic and value based education to the marginalized children on par with the other advantaged children.

Mission

The mission of the TSWREI Society is to prepare the students to face the challenges of the 21st century with a sense of self-confidence and collaborative behavior. The major task of the Society is to promote a range of learning opportunities in classroom and beyond to help students to realize their full potential to take advantage of



TELANGANA SOCIAL WELFARE RESIDENTIAL EDUCATIONAL INSTITUTIONS SOCIETY

TGSWREIS

You Are : HEAD MASTER | Logged as : Admin | Org Name: TSWRDCW BHONGIR

[SWITCH](#)

[LOGOUT](#)

MAIN MENU

[User Maintenance](#)

[Students](#)

[Teacher](#)

[School Reports](#)

[School Info](#)

[Guest Attendance](#)

[Civil Entry](#)

Total Students : 429

Total Teachers : 38

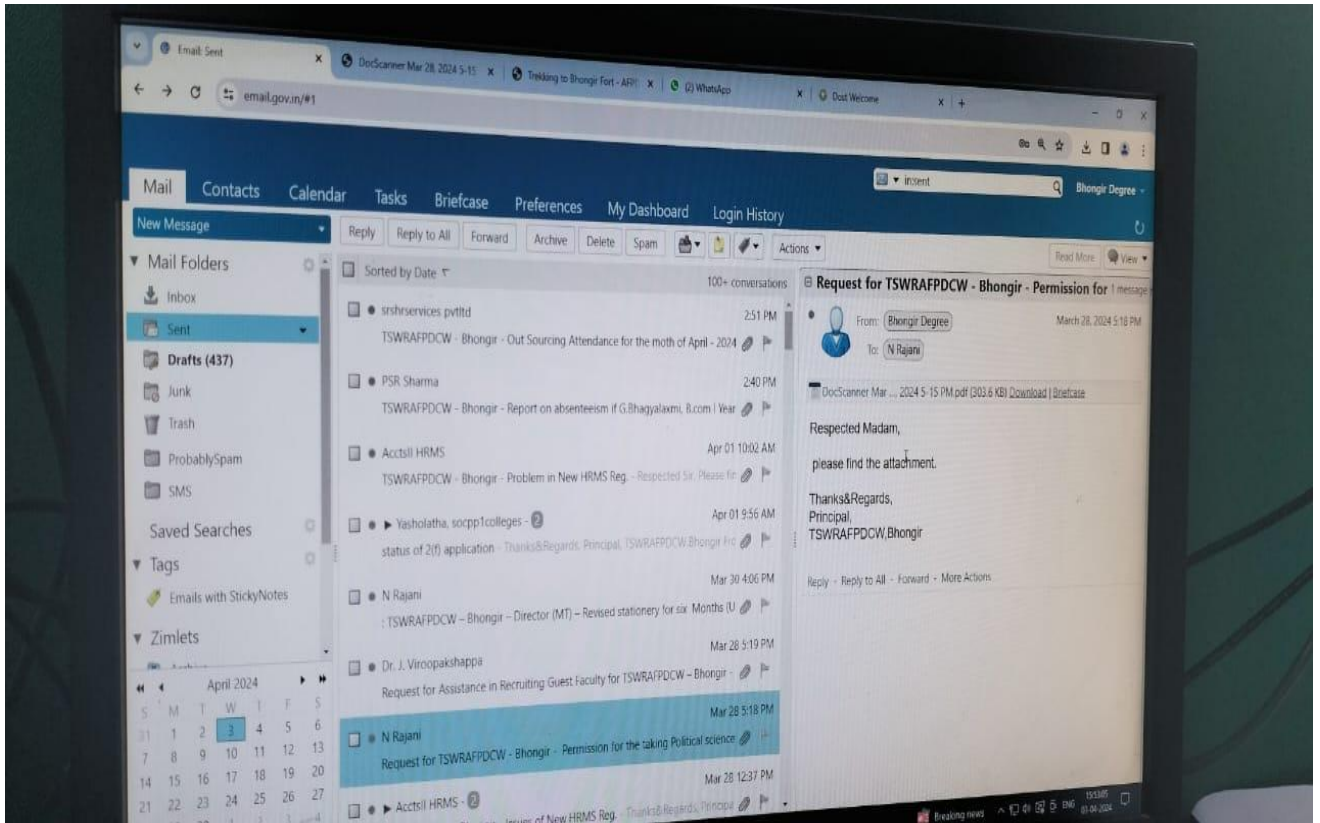
Total Staff : 5

Notice for all Institution:

All Principal's are here by informed to enter HALL TICKET numbers for students

Notice for all Institutions:

Teacher Attendance 10 Am and Student Attendance 2 Pm



Mess & Maintenance

Menu Monitoring Software that will be used across Telangana Social Welfare Residential Schools and Colleges under the same umbrella of TSWREIS across Telangana. Through this software, complete food provisional items, approved tenderers, daily consumption report, students attendance information is updated and tracked.

The screenshot shows the TSMess dashboard for 'Bhongir'. The dashboard includes a sidebar with navigation options: Furniture Details, Dashboard, Extra bills (New), Dpc Rates, Suppliers/Vendors, Attendance, Hand Loan, Daily menu, Stock record, purchase bills, Perishable Item Distribution, and Reports. The main content area features a 'Notice Board' with 'No Notifi', a 'Purchase Amount in this month' of 345,105.48, and four summary cards: Today Attendance (0), Today Consumed Amount (11717.32), Today Eligibility As per Attendance (0.00), and Today Remaining Balance Amount (-11,717.32). A table titled 'School Info' lists staff members:

Name	Designation	Contact	Email
Dr.R.Panduranga Sharma	principal	9553602434	rpandurangasharma@gmail.com
M.Sushma	Asst Care Taker	8186854220	madishettysushma143@gmail.com@gr
Dr.Ballu Srilata	Care Taker	9618311508	ballusrilatha1990b@gmail.com

An 'Update' button is located below the table.

Through this software we can filter daily, weekly, monthly reports. We can also know usage of consumption history, purchase history, opening balance, closing balance, total value. It can also generate monthly bill and vender wise bill also.

TELANGANA SOCIAL WELFARE RESIDENTIAL ARMED FORCE CATERING DEPARTMENT YADADRI DISTRICT BALANCE SHEET FOR CATERING DEPARTMENT OF MARCH - 2023																
S.N	Name Of The Item	Opening Balance			Purchased			Total			Expenditure			Closing Balance		
		Qty	Rate	Amount	Qty	Rate	Amount	Qty.	Rate	Amount	Qty.	Rate	Amount	Qty.	Rate	Amount
1	Rice	1475.00	1.00	1475.00	5500.00	1.00	5500.00	6975.00	1.00	6975.00	3245.00	1.00	3245.00	3730.00	1.00	3730.00
2	Idli Rawa	57.85	40.00	2314.00	63.00	40.00	2520.00	120.85	40.00	4834.00	54.85	40.00	2194.00	66.00	40.00	2640.00
3	Maida	33.00	45.00	1485.00	150.00	45.00	6750.00	183.00	45.00	8235.00	132.00	45.00	5940.00	51.00	45.00	2295.00
4	Minapappu	25.50	128.00	3264.00	25.00	128.00	3200.00	50.50	128.00	6464.00	23.00	128.00	2944.00	27.50	128.00	3520.00
5	Pacchi senaga pappu	9.00	50.00	450.00	50.00	50.00	2500.00	59.00	50.00	2950.00	27.50	50.00	1375.00	31.50	50.00	1575.00
6	Senagalu	5.00	75.00	375.00	30.00	75.00	2250.00	35.00	75.00	2625.00	26.00	75.00	1950.00	9.00	75.00	675.00
7	Varushanigapappu	75.50	135.00	10192.50	24.00	135.00	3240.00	99.50	135.00	13432.50	69.50	135.00	9382.50	30.00	135.00	4050.00
8	Putnal	21.00	85.00	1785.00	29.00	85.00	2465.00	50.00	85.00	4250.00	26.50	85.00	2252.50	23.50	85.00	1997.50
9	Sugar	22.50	46.00	1035.00	150.00	46.00	6900.00	172.50	46.00	7935.00	95.50	46.00	4393.00	77.00	46.00	3542.00
10	Kandipappu	14.00	130.00	1820.00	400.00	130.00	52000.00	414.00	130.00	53820.00	168.00	130.00	21840.00	246.00	130.00	31980.00
11	Pesarapappu	14.00	115.00	1610.00	26.00	115.00	2990.00	40.00	115.00	4600.00	12.00	115.00	1380.00	28.00	115.00	3220.00
12	Sambar powder	0.70	270.00	189.00	6.00	270.00	1620.00	6.70	270.00	1809.00	2.90	270.00	783.00	3.80	270.00	1026.00
13	Bellam	4.00	35.00	140.00	70.00	35.00	2450.00	74.00	35.00	2590.00	62.00	35.00	2170.00	12.00	35.00	420.00
14	lavangalu	0.94	50.00	47.00	1.00	50.00	50.00	1.94	50.00	97.00	1.33	50.00	66.50	0.61	50.00	30.50
15	Yalakulu	0.24	100.00	24.00	1.00	100.00	100.00	1.24	100.00	124.00	1.16	100.00	116.00	0.08	100.00	8.00
16	Avalu	1.00	15.00	15.00	5.00	15.00	75.00	6.00	15.00	90.00	4.40	15.00	66.00	1.60	15.00	24.00
17	Jeeukara	0.02	20.00	0.30	5.00	20.00	100.00	5.02	20.00	100.30	4.89	20.00	97.70	0.13	20.00	2.60
18	Garlic	8.50	100.00	850.00	47.00	100.00	4700.00	55.50	100.00	5550.00	33.50	100.00	3350.00	22.00	100.00	2200.00
19	Boot	4.00	435.00	1740.00	12.00	435.00	5220.00	16.00	435.00	6960.00	10.50	435.00	4567.50	5.50	435.00	2392.50
20	Dalchins chekka	0.60	10.00	6.00	1.00	10.00	10.00	1.60	10.00	16.00	1.34	10.00	13.40	0.26	10.00	2.60
21	Semva	25.00	94.11	2352.75	10.00	94.11	941.10	35.00	94.11	3293.85	12.00	94.11	1129.32	23.00	94.11	2164.53
22	Dalda	0.50	60.00	30.00	10.00	60.00	600.00	10.50	60.00	630.00	5.50	60.00	330.00	5.00	60.00	300.00
23	Karam	24.00	347.48	8339.52	55.00	347.48	19111.40	79.00	347.48	27450.92	36.00	347.48	12509.28	43.00	347.48	14941.64
24	Pasupu	7.95	214.50	1705.28	12.00	214.50	2574.00	19.95	214.50	4279.28	8.95	214.50	1919.78	11.00	214.50	2359.50
25	Tamarind	11.50	145.00	1667.50	50.00	145.00	7250.00	61.50	145.00	8917.50	51.75	145.00	7503.75	9.75	145.00	1413.75
26	T salt	14.00	25.00	350.00	150.00	25.00	3750.00	164.00	25.00	4100.00	98.00	25.00	2450.00	66.00	25.00	1650.00
27	Kalluppu	7.00	25.00	175.00	150.00	25.00	3750.00	157.00	25.00	3925.00	91.00	25.00	2275.00	66.00	25.00	1650.00
28	Tea Powder	4.30	398.00	1711.40	36.00	398.00	14328.00	40.30	398.00	16039.40	7.55	398.00	3004.90	32.75	398.00	13034.50
29	Surf	20.00	50.00	1000.00	19.00	50.00	950.00	39.00	50.00	1950.00	12.00	50.00	600.00	27.00	50.00	1350.00
30	palavu aku	0.04	5.00	0.20	1.00	5.00	5.00	1.04	5.00	5.20	0.66	5.00	3.30	0.25	5.00	1.25
31	Ginger	9.00	85.00	765.00	31.00	85.00	2635.00	40.00	85.00	3400.00	29.00	85.00	2465.00	11.00	85.00	935.00
32	Onions	3.00	38.00	114.00	250.00	38.00	9500.00	253.00	38.00	9614.00	139.00	38.00	5282.00	114.00	38.00	4332.00
33	Pesaru	14.00	110.00	1540.00	36.00	110.00	3960.00	50.00	110.00	5500.00	28.00	110.00	3080.00	22.00	110.00	2420.00

TELANGANA SOCIAL WELFARE RESIDENTIAL ARMED FORCE CATERING DEPARTMENT YADADRI DISTRICT BALANCE SHEET FOR CATERING DEPARTMENT OF MARCH - 2023																
S.N	Name Of The Item	Opening Balance			Purchased			Total			Expenditure			Closing Balance		
		Qty	Rate	Amount	Qty	Rate	Amount	Qty.	Rate	Amount	Qty.	Rate	Amount	Qty.	Rate	Amount
33	Pesaru	14.00	110.00	1540.00	36.00	110.00	3960.00	50.00	110.00	5500.00	28.00	110.00	3080.00	22.00	110.00	2420.00
34	Miriyalu	0.48	30.00	14.40	0.50	30.00	15.00	0.98	30.00	29.40	0.94	30.00	28.05	0.00	30.00	0.00
35	Pallipattu	12.00	230.00	2760.00	44.00	230.00	10120.00	56.00	230.00	12880.00	26.00	230.00	5980.00	30.00	230.00	6900.00
36	Goduma pindi	70.40	50.00	3520.00	120.00	50.00	6000.00	190.40	50.00	9520.00	101.90	50.00	5095.00	88.50	50.00	4425.00
37	Baking Soda	1.25	10.00	12.50	1.00	10.00	10.00	2.25	10.00	22.50	0.75	10.00	7.50	1.50	10.00	15.00
38	Meal maker	5.00	60.00	300.00	10.00	60.00	600.00	15.00	60.00	900.00	15.00	60.00	900.00	0.00	60.00	0.00
39	Senagapindi	19.00	85.00	1615.00	71.00	85.00	6035.00	90.00	85.00	7650.00	38.00	85.00	3230.00	52.00	85.00	4420.00
40	Inguva	1.13	10.00	11.25	10.00	0.00	0.00	1.13	10.00	11.25	10.00	0.00	1.13	10.00	11.25	
41	Menthulu	1.30	40.00	52.00	40.00	0.00	0.00	1.30	40.00	52.00	40.00	0.00	1.30	40.00	52.00	
42	Menthulu	1.30	5.00	6.50	1.00	5.00	5.00	2.30	5.00	11.50	0.25	5.00	1.25	2.05	5.00	10.25
43	Vamu	0.90	10.00	9.00	1.00	10.00	10.00	1.90	10.00	19.00	0.90	10.00	9.00	1.00	10.00	10.00
44	Endmirapakayalu	3.70	120.00	444.00	8.00	120.00	960.00	11.70	120.00	1404.00	5.90	120.00	708.00	5.80	120.00	696.00
45	Jeedipappu	2.15	650.00	1397.50	8.00	650.00	5200.00	10.15	650.00	6597.50	4.40	650.00	2860.00	5.75	650.00	3737.50
46	Goduma ravva	29.00	35.00	1015.00	50.00	35.00	1750.00	79.00	35.00	2765.00	44.00	35.00	1540.00	35.00	35.00	1225.00
47	Noodles	135.00	54.54	7362.90	0.00	54.54	0.00	135.00	54.54	7362.90	135.00	54.54	7362.90	0.00	54.54	0.00
48	Good day Biscuits	38.00	180.00	6840.00	86.40	180.00	15552.00	124.40	180.00	22392.00	56.40	180.00	10152.00	68.00	180.00	12240.00
49	Kis miss	0.50	10.00	5.00	3.20	10.00	32.00	3.70	10.00	37.00	3.05	10.00	30.50	0.65	10.00	6.50
50	Ragi Pindi	3.50	50.00	175.00	11.50	50.00	575.00	15.00	50.00	750.00	6.50	50.00	325.00	8.50	50.00	425.00
51	Daniyalu	1.80	80.00	144.00	9.00	80.00	720.00	10.80	80.00	864.00	7.80	80.00	624.00	3.00	80.00	240.00
52	Sageera	1.45	25.00	36.25	1.00	25.00	25.00	2.45	25.00	61.25	1.35	25.00	33.75	1.10	25.00	27.50
53	Till	0.25	80.00	20.00	6.00	80.00	480.00	6.25	80.00	500.00	4.25	80.00	340.00	2.00	80.00	160.00
54	Coconut powder	2.25	160.00	360.00	4.00	160.00	640.00	6.25	160.00	1000.00	6.25	160.00	1000.00	0.00	160.00	0.00
55	Soya Sause	3.88	10.00	38.75	5.00	10.00	50.00	8.88	10.00	88.75	2.88	10.00	28.75	6.00	10.00	60.00
56	Chilli Sause	3.20	10.00	31.97	5.00	10.00	50.00	8.20	10.00	81.97	3.20	10.00	31.97	5.00	10.00	50.00
57	Tomato Sause	3.64	10.00	36.40	5.00	10.00	50.00	8.64	10.00	86.40	3.64	10.00	36.40	5.00	10.00	50.00
58	Refined oil	0.00	177.76	0.00	0.00	177.76	0.00	0.00	177.76	0.00	0.00	177.76	0.00	0.00	177.76	0.00
59	Refined oil	159.00	157.52	25045.68	240.00	157.52	37804.80	399.00	157.52	62850.48	301.00	157.52	47413.52	98.00	157.52	15436.96
60	Basmathi Rice	3.00	70.00	210.00	0.00	70.00	0.00	3.00	70.00	210.00	0.00	70.00	0.00	3.00	70.00	210.00
61	Bread	0.00	100.00	0.00	32.00	100.00	3200.00	32.00	100.00	3200.00	32.00	100.00	3200.00	0.00	100.00	0.00
62	Milk	0.00	55.00	0.00	1875.00	55.00	103125.00	1875.00	55.00	103125.00	1875.00	55.00	103125.00	0.00	55.00	0.00
63	Ghee	3.00	600.00	1800.00	0.00	600.00	0.00	3.00	600.00	1800.00	3.00	600.00	1800.00	0.00	600.00	0.00
64	Ghee	0.00	640.00	0.00	10.00	640.00	6400.00	10.00	640.00	6400.00	7.00	640.00	4480.00	3.00	685.00	2055.00
65	Pannir	0.00	440.00	0.00	12.00	440.00	5280.00	12.00	440.00	5280.00	12.00	440.00	5280.00	0.00	440.00	0.00
66	Eggs	2016.00	5.00	10080.00	16500.00	5.00	82500.00	18516.00</								



S.N	Name Of The Item	Opening Balance			Purchased			Total			Expenditure			Closing Balance		
		Qty	Rate	Amount	Qty	Rate	Amount	Qty.	Rate	Amount	Qty.	Rate	Amount	Qty.	Rate	Amount
60	Basmathi Rice	3.00	70.00	210.00	0.00	70.00	0.00	3.00	70.00	210.00	0.00	70.00	0.00	3.00	70.00	210.00
61	Bread	0.00	100.00	0.00	32.00	100.00	3200.00	32.00	100.00	3200.00	32.00	100.00	3200.00	0.00	100.00	0.00
62	Milk	0.00	55.00	0.00	1875.00	55.00	103125.00	1875.00	55.00	103125.00	1875.00	55.00	103125.00	0.00	55.00	0.00
63	Ghee	3.00	600.00	1800.00	0.00	600.00	0.00	3.00	600.00	1800.00	3.00	600.00	1800.00	0.00	600.00	0.00
64	Ghee	0.00	640.00	0.00	10.00	640.00	6400.00	10.00	640.00	6400.00	7.00	640.00	4480.00	3.00	685.00	2055.00
65	Pannir	0.00	440.00	0.00	12.00	440.00	5280.00	12.00	440.00	5280.00	12.00	440.00	5280.00	0.00	440.00	0.00
66	Eggs	2016.00	5.00	10080.00	16500.00	5.00	82500.00	18516.00	5.00	92580.00	15735.00	5.00	78675.00	2781.00	5.00	13905.00
67	Chicken	0.00	230.00	0.00	133.00	230.00	30590.00	133.00	230.00	30590.00	133.00	230.00	30590.00	0.00	230.00	0.00
68	Mutton	0.00	540.00	0.00	58.00	540.00	31320.00	58.00	540.00	31320.00	58.00	540.00	31320.00	0.00	540.00	0.00
69	Banana	0.00	28.00	0.00	120.00	28.00	3360.00	120.00	28.00	3360.00	120.00	28.00	3360.00	0.00	28.00	0.00
70	Pomogranate	0.00	60.00	0.00	138.00	60.00	8280.00	138.00	60.00	8280.00	138.00	60.00	8280.00	0.00	60.00	0.00
71	Water Melan	90.00	30.00	2700.00	340.00	30.00	10200.00	430.00	30.00	12900.00	430.00	30.00	12900.00	0.00	30.00	0.00
72	Oranges	34.00	80.00	2720.00	140.00	80.00	11200.00	174.00	80.00	13920.00	174.00	80.00	13920.00	0.00	80.00	0.00
73	Vegetables	140.00	22.2	3106.26	0.00	22.2	0.00	140.00	22.2	3106.26	140.00	22.2	3106.26	0.00	22.2	0.00
74	Vegetables	0.00	20.4	0.00	1767.00	20.4	36076.00	1767.00	20.4	36076.00	1767.00	20.4	36076.00	0.00	20.4	0.00
75	Rice Transportation	0.00	1.24	0.00	5500.00	1.24	6820.00	5500.00	1.24	6820.00	5500.00	1.24	6820.00	0.00	1.24	0.00
76	Gas Silendar	0.00	6.00	0.00	8777.00	6.00	52662.00	8777.00	6.00	52662.00	8777.00	6.00	52662.00	0.00	6.00	0.00
				120436.80			651691.30			772128.10			594010.27			178250.83

1	Opening balance Rs	1,20,436.80
2	Purchased Rs.	6,51,691.30
3	Total Rs.	7,72,128.10
4	Attendance of our stuc	8777
5	Eligible amount	5,94,570.97
6	Consumed amount	5,94,010.27
7	Balance amount	560.7
8	CB	1,78,117.83


PRINCIPAL
T.S.W.R.A.F.P.D.C.W
BHONGIR.

Biometric Attendance (Staff)

The Biometric system is used for maintaining attendance record of teaching and nonteaching staffs. Finger-print of every staff is being recorded in the system for recognition during entry and exit time every day.



Monthly Status Report (Basic Report)

Feb 02 2022 To Feb 28 2022

Company: Default

Printed On : Apr 08 2024 15:21

Department Default

Sl	Emp. Code	Name	2 W	3 Th	4 F	5 Sr	6 S	7 M	8 T	9 W	10 Th	11 F	12 Sr	13 S	14 M	15 F	16 W	17 Th	18 F	19 Sr	20 S	21 M	22 F	23 W	24 Th	25 F	26 Sr	27 S	28 M	P	A	L	H	HP	WO	WOP	
1	401	M.Ravi	A	A	A	A	WO	A	A	A	A	A	A	WO	A	A	A	A	A	A	WO	A	A	A	A	A	A	WO	A								
2	402	Mustafa	A	A	A	A	WO	A	A	A	A	A	A	WO	A	A	A	A	A	A	WO	A	A	A	A	A	A	WO	A								
3	403	Madhuleti	A	A	A	A	WO	A	A	A	A	A	A	WO	A	A	A	A	A	A	WO	A	A	A	A	A	A	WO	A								
4	404	Ramu	A	A	A	A	WO	A	A	A	A	A	A	WO	A	A	A	A	A	A	WO	A	A	A	A	A	A	WO	A								
5	409	409	A	A	A	A	WO	A	A	A	A	A	A	WO	A	A	A	A	A	A	WO	A	A	A	A	A	A	WO	A								
6	9900	9900	A	A	A	A	WO	A	A	A	A	A	A	WO	A	A	A	A	A	A	WO	A	A	A	A	A	A	WO	A								

Generated By: essl

Page No. 1

Monthly Status Report (Basic Report)

Feb 02 2022 To Feb 28 2022

Company: TSWRDCW Bhongir

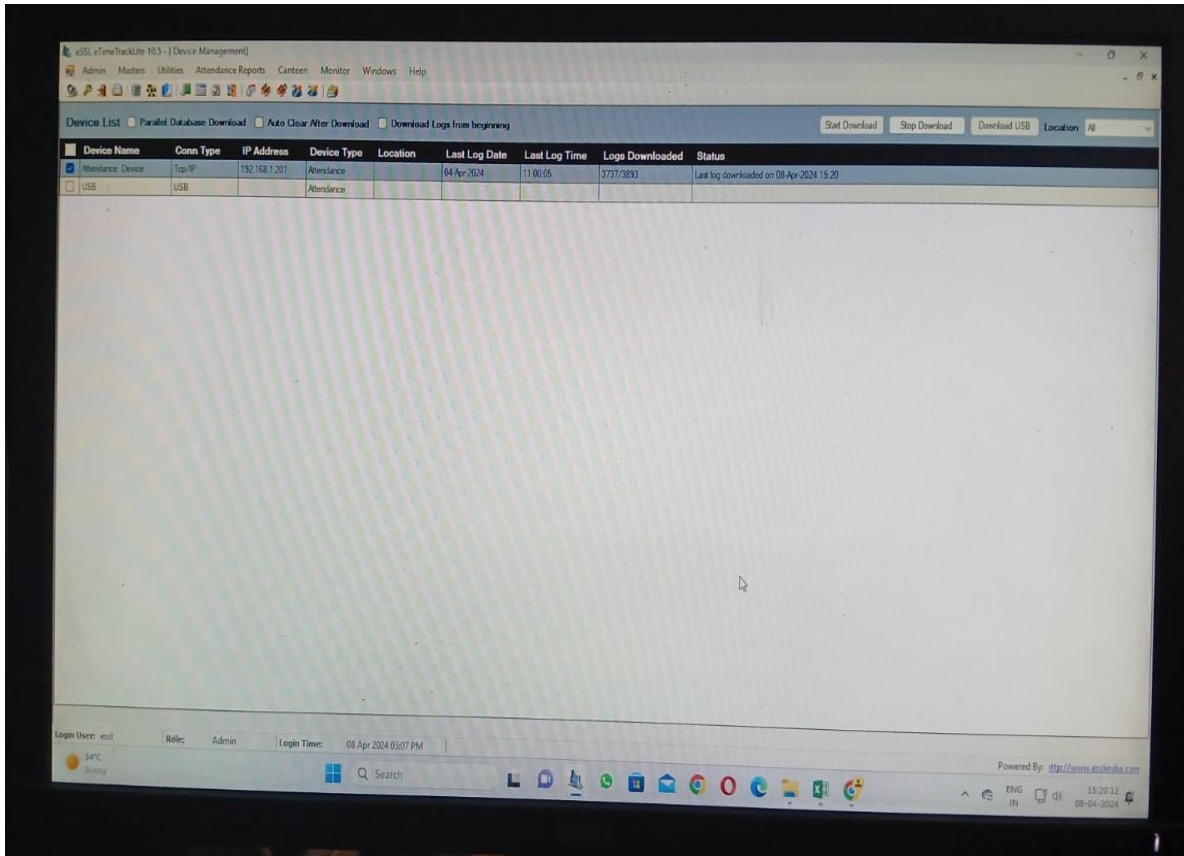
Printed On : Apr 08 2024 15:21

Department Default

Sl	Emp. Code	Name	2 W	3 Th	4 F	5 Sr	6 S	7 M	8 T	9 W	10 Th	11 F	12 Sr	13 S	14 M	15 F	16 W	17 Th	18 F	19 Sr	20 S	21 M	22 F	23 W	24 Th	25 F	26 Sr	27 S	28 M	P	A	L	H	HP	WO	WOP	
44	227	227	A	A	A	A	WO	A	A	A	A	A	WO	A	A	A	A	A	A	A	WO	A	A	A	A	A	A	WO	A								
45	230	230	A	A	A	A	WO	A	A	A	A	A	WO	A	A	A	A	A	A	A	WO	A	A	A	A	A	A	WO	A								
46	231	B.Kavari	A	A	A	A	WO	A	A	A	A	A	WO	A	A	A	A	A	A	A	WO	A	A	A	A	A	A	WO	A								
47	233	M.Ramya	A	A	A	A	WO	A	A	A	A	A	WO	A	A	A	A	A	A	A	WO	A	A	A	A	A	A	WO	A								
48	301	BHUKYARAMESH	A	A	A	A	WO	A	A	A	A	A	WO	A	A	A	A	A	A	A	WO	A	A	A	A	A	A	WO	A								
49	302	Ck.Laxanya	A	A	A	A	WO	A	A	A	A	A	WO	A	A	A	A	A	A	A	WO	A	A	A	A	A	A	WO	A								
50	305	N.Laxmalah	A	A	A	A	WO	A	A	A	A	A	WO	A	A	A	A	A	A	A	WO	A	A	A	A	A	A	WO	A								
51	307	Mahesh Reddy	A	A	A	A	WO	A	A	A	A	A	WO	A	A	A	A	A	A	A	WO	A	A	A	A	A	A	WO	A								
52	309	309	A	A	A	A	WO	A	A	A	A	A	WO	A	A	A	A	A	A	A	WO	A	A	A	A	A	A	WO	A								
53	310	310	A	A	A	A	WO	A	A	A	A	A	WO	A	A	A	A	A	A	A	WO	A	A	A	A	A	A	WO	A								

Generated By: essl

Page No. 3



koha-Library

MARC21 & UNIMARC
 Web Based OPAC
 Circulation & Management
 Z39.50 Server Support
 Online Reservation & Renewals
 eMail Notifications

*Let's take your Library To Next Level With This
 Open Source But Yet Powerful
 Library Management Software*

Online Teaching Diary (Digital)

TSWRAFPDCW - Bhongir MPC (2019-2022)																								
Year-Second			Physics: P3																			Period: IV, Time: 11.40 AM to 12.30 PM		
SEM-III			MS Teams Attendance (Month: JULY,2020)																			A1	A2	
S.No	Hall Ticket	Name of the student	##	14(Ad)##	16(Ad)##	18(Ad)##	(Bona)##	22	23	24	25	26 (Sd)	27	28	29	30	31	Number of Classes taken	Number of classes attended	Percentage				
1	19044131441001	A. Shirisha	P	P	P			P	P	P	P	A		P	P	P	P	P	14	12	86	Yes	Yes	
2	19044131441002	A. Raga Jyothi	P	P	P			P	P	P	P	P		P	P	P	P	P	14	13	93	Yes	Yes	
3	19044131441003	A. Sravani	P	P	P			P	P	P	P	A		P	P	P	P	P	14	12	86	No	No	
4	19044131441004	A. Radhika	A	P	P			P	P	P	P	P		P	P	P	P	P	14	12	86	Yes	Yes	
5	19044131441005	B. Ashwini	A	A	A			A	A	A	A	A		A	A	A	A	A	14	0	0			
6	19044131441006	B. Shivani	A	A	A			A	A	A	A	A		A	A	A	A	A	14	0	0			
7	19044131441007	Ch. Tejaswini	P	P	P			P	P	P	P	A		P	P	P	P	P	14	12	86	Yes	Yes	
8	19044131441008	D. Sunitha	A	A	A			P	P	P	P	A		A	A	P	P	P	14	7	50	No	Yes	
9	19044131441009	K. Shyamala	A	A	A			A	A	A	P	A		A	A	A	A	A	14	1	7			
10	19044131441010	K. Radhika	P	P	P			P	P	P	A	P		A	P	P	P	P	14	11	79	Yes	Yes	
11	19044131441011	K. Harika	P	P	P			P	P	P	P	P		P	P	P	P	P	14	13	93	Yes	Yes	
12	19044131441012	K. Geetha	P	P	P			P	P	P	P	P		P	P	P	P	P	14	13	93	Yes	Yes	
13	19044131441013	K. Rageshwari	A	P	P			P	P	P	P	A		P	P	P	P	P	14	11	79	Yes	Yes	
14	19044131441014	K. Shirisha	A	A	A			A	A	A	A	A		A	A	A	A	A	14	0	0			
15	19044131441015	M. Nandhini	P	P	P			P	P	P	P	P		A	P	P	P	P	14	12	86	Yes	No	
16	19044131441016	M. Ashwini	A	A	A			A	A	A	A	A		A	A	A	A	A	14	0	0			
17	19044131441017	M. Shreeshtha	A	A	A			A	A	A	A	A		A	A	A	A	A	14	0	0			
18	19044131441018	M. Veni	P	P	A			P	P	P	P	A		A	P	P	P	P	14	10	71	No	No	
19	19044131441019	N. Shirisha	P	P	P			P	P	A	P	A		P	P	P	P	P	14	11	79			
20	19044131441020	P. Parvathamma	A	A	A			A	A	A	A	A		A	A	A	A	A	14	0	0			
21	19044131441021	P. Shirisha	A	P	P			P	P	P	P	P		A	P	P	P	P	14	11	79	Yes	No	
22	19044131441022	B. Rajasi	A	A	A			A	A	A	P	A		A	A	A	A	A	14	1	7			
23	19044131441023	T. Sri Pallavi	P	P	P			P	P	P	P	P		P	P	P	A	A	14	11	79	No	No	
24	19044131441024	V. Sarala Devi	P	P	P			P	P	A	P	P		P	P	P	P	P	14	12	86	Yes	Yes	
Present			12	15	14			16	16	14	17	9		11	15	16	15	15	336	185	55			
Absent			12	9	10			8	8	10	7	15		13	9	8	9	9						
Total			24	24	24			24	24	24	24	24		24	24	24	24	24						

2. Finance and Accounts

Menu

Enter Details to Sign In

Sign In
Forgot Password
Change Password
Activate ID

Download Kavach

Kavach App should be downloaded only from authentic platforms i.e. App Store, Google Play Store & <https://kavach.mail.gov.in>

Extend ID (Retired Officers)

Update Mobile & Profile New

Language: English ▾

Version: Default ▾

Information

Security

Practices

Guidelines

Tip of the day
×

ऑनलाइन खरीदारी शुरू करने से पहले वेबसाइट के प्रकटीकरण और गोपनीयता नीति को पढ़ना सुनिश्चित करें।

Before proceeding with online shopping ensure to read the disclosures and privacy policy of website.

3. Student Admission & Support

DOST Admissions (Degree Online System of Telangana)



26.07.2022 15:59 Telugu | Hindi | English A- A A+

DEGREE ONLINE SERVICES, TELANGANA (DOST)
GOVERNMENT OF TELANGANA

WhatsApp +91 7801002200 Helpline Centres Official Login

Home | About us | User manuals | Write to Us | Contact Us | Admission Schedule | College Locations

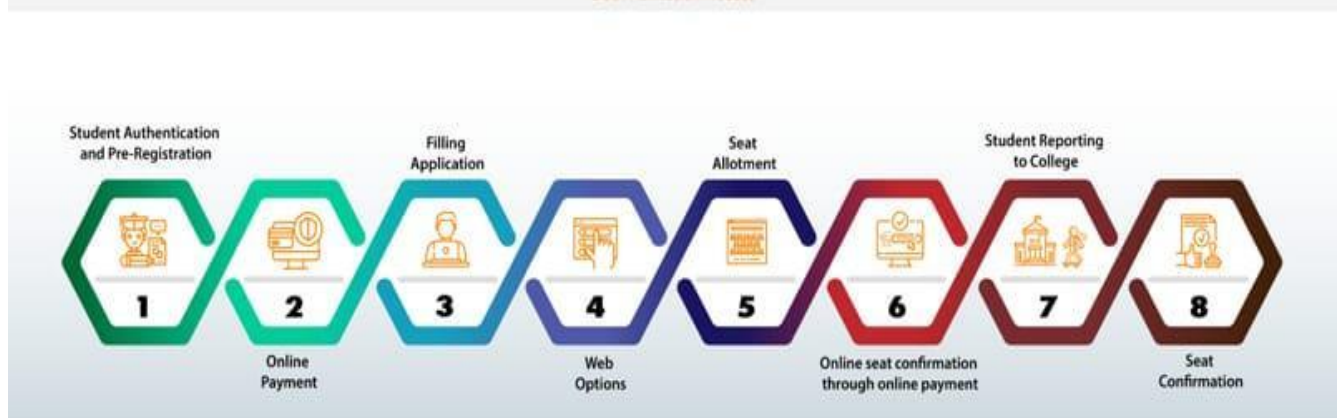
Flash News: angana Mahila University (TMU) from the academic year (2022-23). 5.Veterinary diploma holders of P.V. Narasimha Rao Telangana University, Hyderabad < | >

DOST Help Desk: Ph - 040-23120416, Call Time: 6:00 A.M to 8:00 P.M on working days.

CANDIDATE PRE-REGISTRATION 01

APPLICATION FEE PAYMENT 02

CANDIDATE LOGIN 03
(Registration & Web Options)
Forgot/Reset PIN



DEGREE ONLINE SERVICES TELANGANA (DOST)

Easy Access to Information on Universities, Colleges, Courses, Intake & Fee Structure

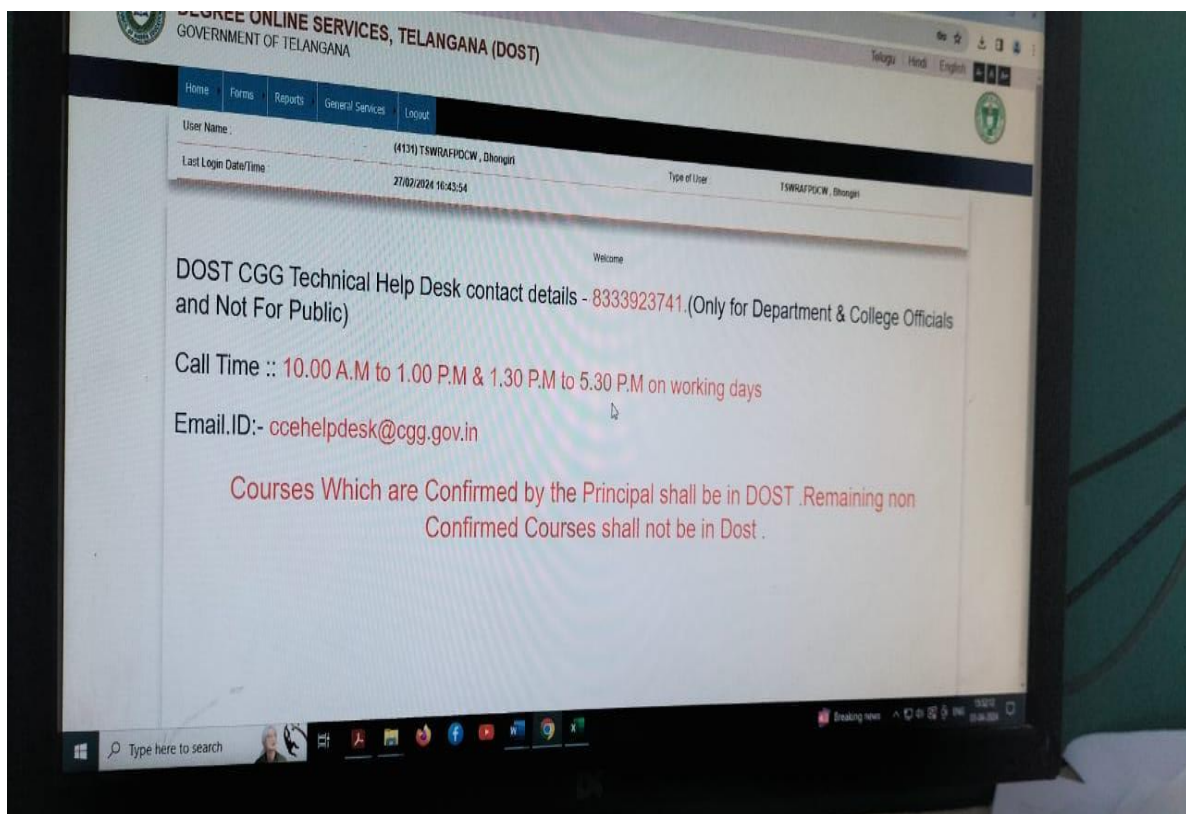
Over 300,000 Students are benefited

Over 1000 Colleges & 200 UG courses are available across 6 Major Universities

Achieved SKOCH Platinum Award-2017

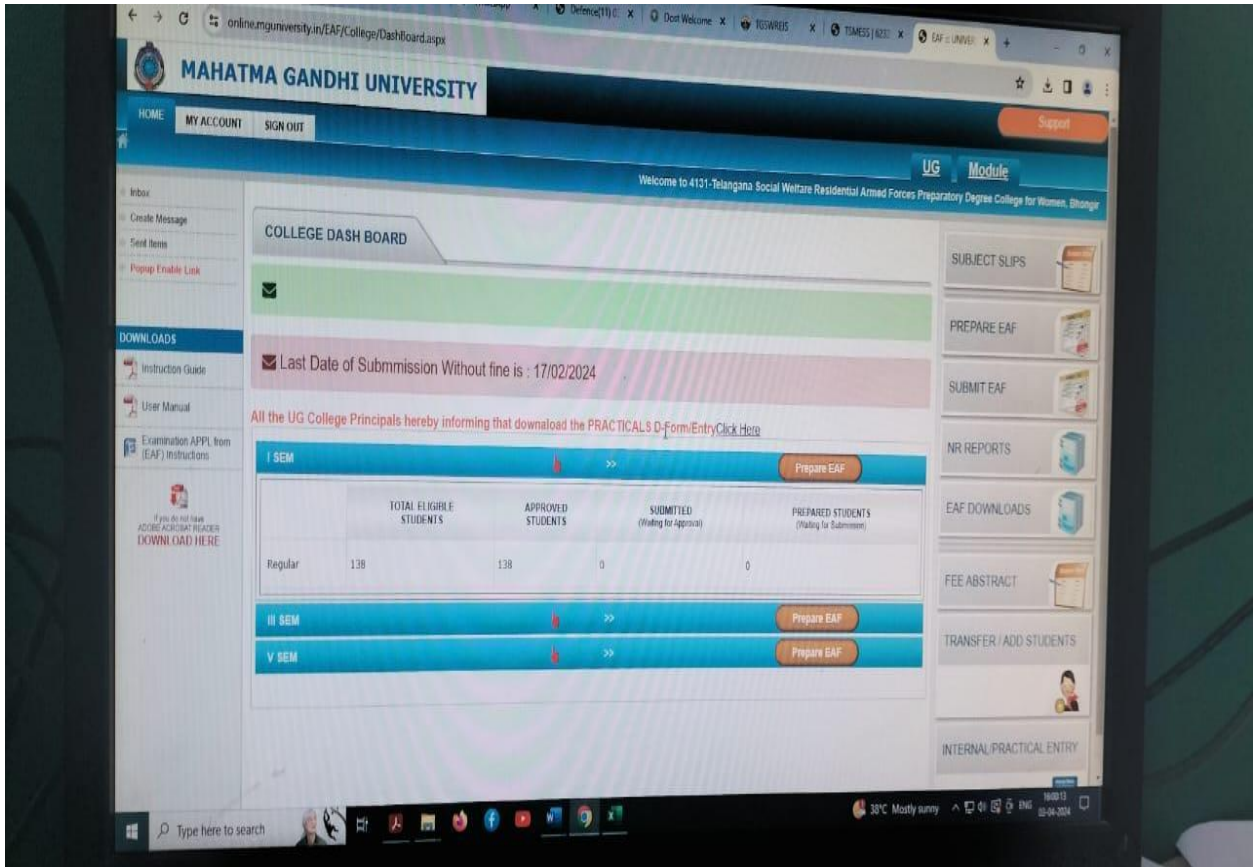
Integrated with Board of Intermediate & Mee-Seva centres for Biometric Authentication and Certificate Verification

First of its kind in the country



4. Examination





online paper evaluation

